




Issue January 2016

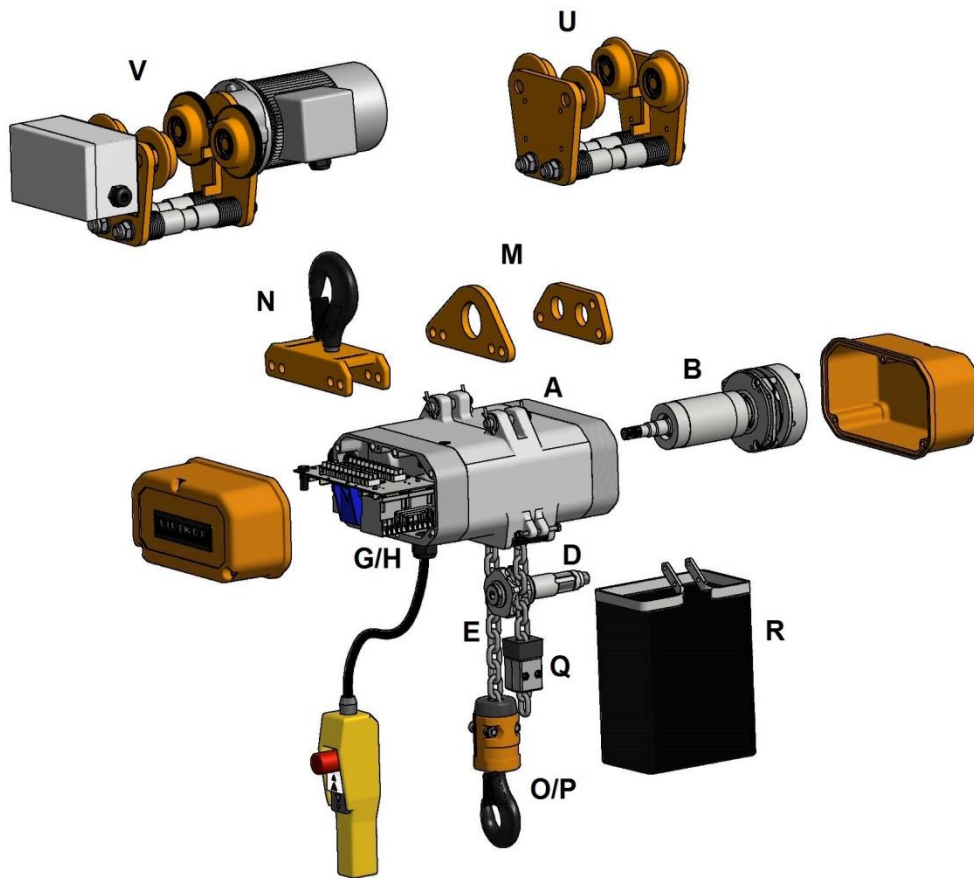
ELECTRIC CHAIN HOIST

Spare part list

Version LIFTKET B 1... to B 8...

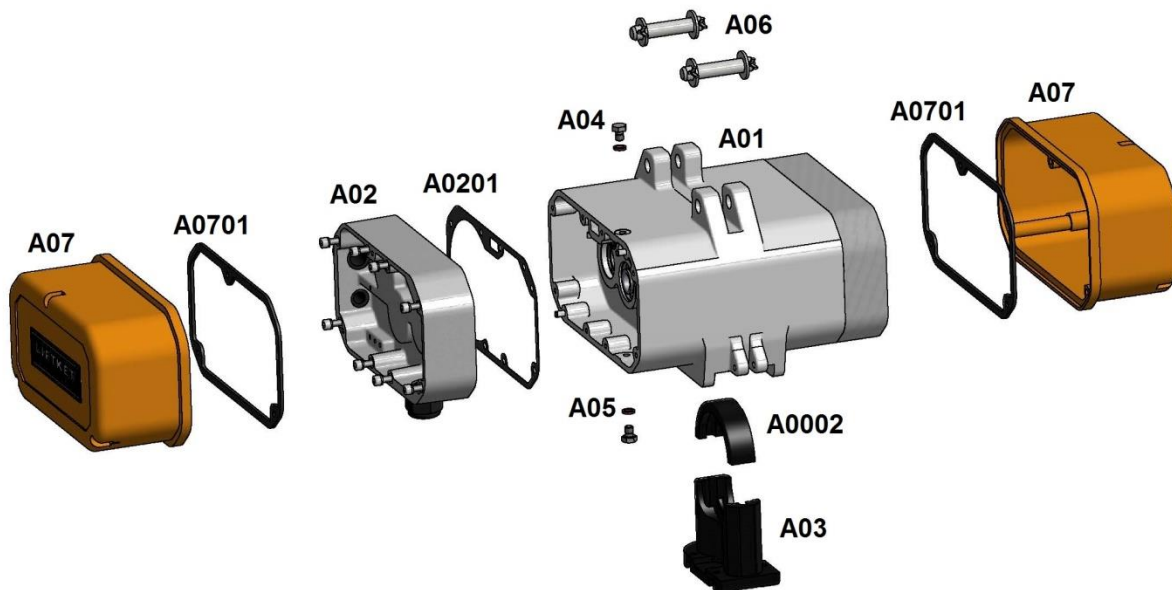


Overview



Code	Description	Page
A	Hoist body with stator	4
B	Brake / clutch	8
D	Sprocket wheel	13
E	Chain	15
G	Direct control	16
H	Low voltage control	21
J	Electric limit switch	27
M	Suspension eye	28
N	Hook suspension	29
O	Hook block	30
P	Hook tackle	31
Q	Lift limiter	33
R	Chain box	34
U	Push trolley	37
V	Electric trolley	39
Enquiry form spare parts		42

A – Hoist body with stator



Version 1 – 400 V, 3 ph

Code	Description	Version	Order number
A01	hoist body cpl.	B 1.1/00B	01 9 00B 001/0
A02	gear cover cpl.	B 1/00A	01 2 00A 002/0
		B1.1/00B	01 2 00B 002/0
A0201	gasket for gear cover		01 0 00B 039/0
A03	chain guide cpl. (with hold down)		01 2 00A 008/0
A04	oil filling screw cpl.		01 9 00A 200/0
A05	oil draining screw cpl.		01 9 00A 201/0
A06	set of bolts		01 9 00A 210/0
A07	cap cpl.	height 61 mm	01 2 00A 004/1
A0701	gasket set for cap		01 9 00A 038/0
A0002	hold down		53 01011 0029

Version 2 - 3 – 400 V, 3 ph

Code	Description	Version	Order number
A01	hoist body cpl.	B 2	01 2 00D 001/0
		B 3	01 2 00G 001/0
A02	gear cover cpl.		01 2 00D 002/0
A0201	gasket for gear cover		01 2 00D 039/0
A03	chain guide cpl. (with hold down)		01 2 00D 008/1
A04	oil filling screw cpl.		01 9 00A 200/0
A05	oil draining screw cpl.		01 9 00A 201/0
A06	set of bolts		01 9 00D 210/0
A07	cap cpl..	height 23 mm	01 2 00D 005/0
		height 49 mm	01 2 00D 005/1
		height 82 mm	01 2 00D 004/0
		height 96 mm AI	11 2 00D 005/0
		height 96 mm PA GF	01 2 00D 004/1
	height 148 mm	01 2 10D 005/1	
A0701	gasket set for cap		01 9 00D 038/0
A0002	hold down		01 0 00D 029/0

Version 4 – 5.1 – 400 V, 3 ph

Code	Description	Version	Order number
A01	hoist body cpl.	B4/00H	01 2 00H 001/0
		B4.1/00J	01 2 00J 001/0
		B4.2/00M	01 2 00M 001/0
		B5/00I	01 2 00I 001/0
		B5.1/00K	01 2 00K 001/0
A0101	hoist body extension cpl.	B4.2/00M, B5/00I, B5/50I, B5.1/00K	01 2 00I 092/0
A02	gear cover cpl.	B4/00H	01 2 00D 002/0
		B4.1/00J, B4.2/00M	01 2 00J 002/0
		B5/00I, B5/50I	01 2 00I 002/0
		B5.1/00K	01 2 00J 002/0
A0201	gasket for gear cover		01 0 00D 039/0
A03	chain guide cpl. (with hold down)	B4/00H, B4.1/00J	01 2 00H 008/0
		B4.2/00M, B5/00I, B5.1/00K	01 2 00I 008/0
		B5/50I	01 9 50I 008/0
A04	oil filling screw cpl.		01 9 00A 200/0
A05	oil draining screw cpl.		01 9 00A 201/0
A06	set of bolts		01 9 00H 210/0
A07	cap cpl.	height 23 mm	01 2 00D 005/0
		height 49 mm	01 2 00D 005/1
		height 82 mm	01 2 00D 004/0
		height 96 mm AI	11 2 00D 005/0
		height 96 mm PA GF	01 2 00D 004/1
	height 148 mm	01 2 10D 005/1	
A0701	gasket set for cap		01 9 00D 038/0
A0002	hold down	B4/00H, B4.1/00J	01 0 00H 029/1
		B4.2/00M, B5/00I, B5.1/00K	01 0 00I 029/0
		B5/50I	01 0 50I 029/1

Version 6 – 7.2 – 400 V, 3 ph

Code	Description	Version	Order number
A01	hoist body cpl.	B6/51L, B6.1/00P, B7.1/00N, N7.2/00T	01 9 00P 001/0
A02	gear cover cpl.	B6/00L	01 2 00L 002/0
		B6/51L, B6.1/00P, B7/00O, B7.1/00N, B7.2/00T	01 2 00O 002/0
A0201	gasket for gear cover		01 0 00L 039/0
A03	chain guide cpl. (with hold down)		01 2 00L 008/0
A04	oil filling screw cpl.		01 9 00A 200/0
A05	oil draining screw cpl.		01 9 00A 201/0
A06	set of bolts		01 9 00L 210/0
A07	cup cpl.	height 83 mm	01 2 00L 005/1
		height 98 mm	01 2 00L 004/1
		height 164 mm without partition panel	01 2 12P 005/0
		height 164 mm with partition panel	01 2 10R 004/0
A0701	gasket set for cup		01 9 00L 038/0
A0002	hold down		01 0 00L 029/1

Version 8 – 400 V, 3 ph

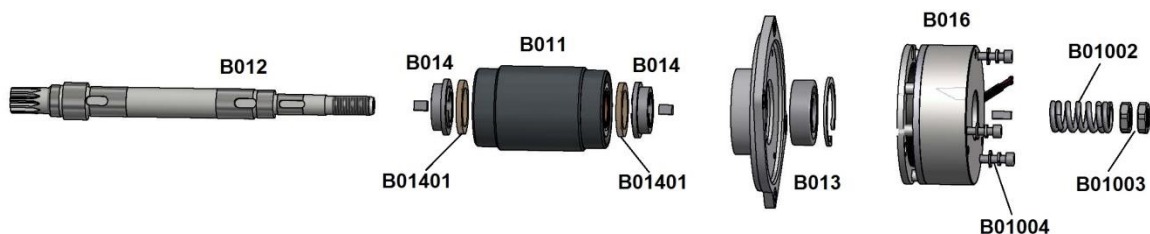
Code	Description	Version	Order number
A01	hoist body cpl.		01 2 00R 001/0
A02	gear cover cpl.	B8.1/00R, B8.2/50U	01 2 00R 002/0
		B8.1/52R	01 2 52R 002/0
A0201	gasket for gear cover		01 0 00R 039/0
A03	chain guide cpl. (with hold down)		01 2 00R 008/0
A04	oil filling screw cpl.		01 9 00A 200/0
A05	oil draining screw cpl.		01 9 00A 201/0
A06	set of bolts		01 9 00R 210/0
A07	cup cpl.	height 83 mm	01 2 00L 005/1
		height 98 mm	01 2 00L 004/1
		height 164 mm without partition panel	01 2 12P 005/0
		height 164 mm with partition panel	01 2 10R 004/0
A0701	gasket set for cup		01 9 00L 038/0
A0002	hold down		01 0 00R 029/0

Version 1.1AK – 5.1AK – 230 V, 1 ph

Code	Description	Version	Order number
A01	hoist body cpl.	B2AK/01D	01 9 01D 001/0
A02	gear cover cpl.	B1.1AK/01B	01 2 00B 002/0
		B2AK/01D	01 2 00D 002/0
		B5AK/01I	01 2 00I 002/0
		B5.1AK/01K	01 2 00J 002/0
A0201	gasket for gear cover	B1.1AK/01B	01 0 00B 039/0
		B2AK/01D, B5AK/01I, B5.1AK/01K	01 0 00D 039/0
A03	chain guide cpl. (with hold down)	B1.1AK/01B	01 2 00A 008/0
		B2AK/01D	01 2 00D 008/0
		B5AK/01I, B5.1AK/01K	01 2 00I 008/0
A04	oil filling screw cpl.		01 9 00A 200/0
A05	oil draining screw cpl.		01 9 00A 201/0
A06	set of bolts	B1.1AK/01B	01 9 00A 210/0
		B2AK/01D	01 9 00D 210/0
		B5AK/01I, B5.1AK/01K	01 9 00H 210/0
A0002	hold down	B1.1AK/01B	53 01011 00290
		B2AK/01D	01 0 00D 029/0
		B5AK/01I, B5.1AK/01K	01 0 00I 029/0

B – Brake - clutch

Version from 01/2016



Single brake




Double brake

Version 1.1 – 400 V, 3 ph

Code	Description	Version	Order number
B01	brake – clutch - section	single brake	01 2 00B 400/2
		double brake	01 2 10B 400/2
B011	rotor cpl.		01 2 00B 042/1
B012	motor pinion shaft	single brake	01 0 00B 024/1
		double brake	01 0 10B 024/1
B013	motor cover cpl.		01 9 10B 003/3
B014	clutch disc kpl.		01 9 00A 014/0
B01401	clutch lining		01 0 00A 023/0
B016	brake cpl.		01 9 00B 093/3
B01001	distance bush	double brake	01 0 10B 030/1
B01002	pressure spring		23 00208 01608
B01003	nut / counter nut		57 04035 00010
B01004	fastening set		01 9 10B 099/0

Version to 12/2015



Version 1 – 400 V, 3 ph

Code	Description	Version	Order number
B01	brake – clutch - section	B1/00A	01 2 00A 400/1
		B1.1/00B	01 2 00B 400/1
B011	rotor cpl.	B1/00A	01 2 00A 042/1
		B1.1/00B	01 2 00B 042/1
B012	motor pinion shaft	B1/00A	01 0 00A 024/0
		B1.1/00B	01 0 00B 024/0
B013	motor cover cpl.		01 2 00A 003/4
B014	clutch disc kpl.		01 9 00A 014/0
B01401	clutch lining		01 0 00A 023/0
B016	magnetic body cpl.		01 9 00A 093/2
B0161	brake disc cpl.		01 2 00A 017/2
B01601	brake lining		01 0 00A 022/1
B01002	pressure spring		23 00306 03200
B01003	spring plate cpl.		01 2 00A 018/2

Version 2 – 400 V, 3 ph

Code	Description	Version	Order number
B01	brake – clutch - section	B2/00D	01 2 00D 400/3
		B2/50D, B2/53D, B2/56D	01 2 53D 400/3
B011	rotor cpl.	B2/00D	01 9 00D 042/1
		B2/50D, B2/53D, B2/56D	01 9 03D 042/1
B012	motor pinion shaft		01 0 00D 024/1
B013	motor cover cpl.		01 2 00D 003/4
B014	clutch disc cpl.		01 9 00D 014/1
B01401	clutch lining		01 0 00D 023/0
B016	magnetic body cpl.		01 2 00D 093/3
B0161	brake disc cpl.		01 2 00D 017/1
B01601	brake lining		01 0 00D 022/1
B01002	pressure spring		23 00603 04500
B01003	spring plate cpl.		01 2 00D 018/3
B01004	pressure disc		01 0 00D 009/3

Version 4 – 5.1 – 400 V, 3 ph

Code	Description	Version	Order number
B01	brake – clutch - section	B4/00H	01 2 00H 400/3
		B4.1/00J	01 2 00J 400/3
		B4.2/00M	01 2 00M 400/3
		B5/00I	01 2 00I 400/3
		B5/50I	01 2 50I 400/3
		B5.1/00K	01 2 00K 400/3
B011	rotor cpl.	B4/00H, B4.1/00J	01 9 00D 042/1
		B4.2/00M, B5/00I, B5/50I, B5.1/00K	01 9 00I 042/1
B012	motor pinion shaft	B4/00H, B4.1/00J	01 0 00D 024/1
		B4.2/00M, B5/00I, B5/50I	01 0 00I 024/1
		B5.1/00K	01 0 00K 024/0
B013	motor cover cpl.		01 2 00D 003/4
B014	clutch disc cpl.		01 9 00D 014/1
B01401	clutch lining		01 0 00D 023/0
B016	magnetic body cpl.		01 2 00D 093/3
B0161	brake disc cpl.		01 2 00D 017/1
B01601	brake lining		01 0 00D 022/1
B01002	pressure spring	B4/00H, B4.2/00M	23 00603 04536
		B4.1/00J, B5/00I, B5/50I, B5.1/00K	23 00603 04500
B01003	spring plate cpl.	B4/00H, B4.2/00M	01 2 00D 018.1/3
		B4.1/00J, B5/00I, B5/50I, B5.1/00K	01 2 00D 018/3
B01004	pressure disc		01 0 00D 009/3

Version 6 – 7.2 – 400 V, 3 ph

Code	Description	Version	Order number
B01	brake – clutch - section	B6/00L	01 2 00L 400/3
		B6/51L, B6.1/00P	01 2 00P 400/3
		B7/00O	01 2 00O 400/2
		B7.1/00N	01 2 00N 400/2
		B7.2/00T	01 2 00T 400/2
B011	rotor cpl.	B6/00L	01 2 00L 042/1
		B6/51L, B6.1/00P	01 2 00P 042/0
		B7/00O, B7.1/00N, B7.2/00T	01 2 00O 042/1
B012	motor pinion shaft	B6/00L	01 0 00L 024/0
		B6/51L, B6.1/00P, B7.2/00T	01 0 00P 024/0
		B7/00O, B7.1/00N	01 0 00O 024/1
B013	motor cover cpl.		01 2 00L 003/4
B014	clutch disc cpl.		01 9 00L 014/1
B0101	clutch lining		01 0 00L 023/0
B016	magnetic body cpl.		01 9 00L 093/3
B0161	brake disc cpl.		01 2 00L 017/1
B01601	brake lining		01 0 00L 022/1
B01002	pressure spring	B6/00L, B6/51L, B6.1/00P	23 00705 05550
		B7/00O, B7.1/00N, B7.2/00T	23 00700 05500
B01003	spring plate cpl.		01 2 00L 018/2
B01004	pressure disc		01 0 00L 009/3

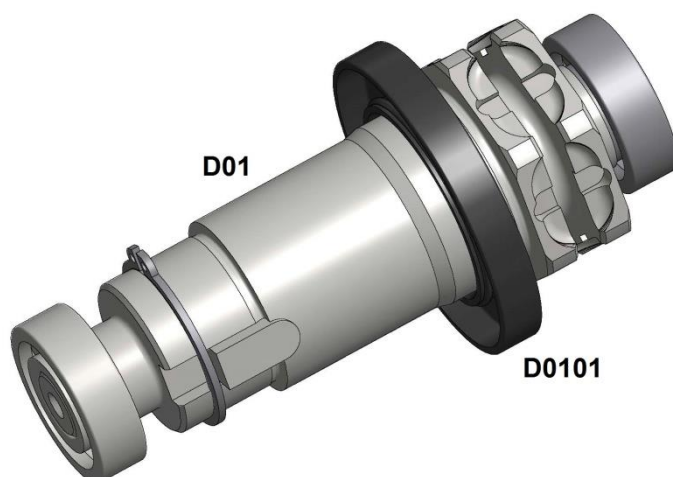
Version 8 – 400 V, 3 ph

Code	Description	Version	Order number
B01	brake – clutch - section	B8.1/00R	01 2 00R 400/2
		B8.2/50U	01 2 50U 400/0
B011	rotor cpl.		01 2 00R 042/1
B012	motor pinion shaft		01 0 00R 024/1
B013	motor cover cpl.		01 2 00L 003/4
B014	clutch disc cpl.		01 9 00L 014/1
B01401	clutch lining		01 0 00L 023/0
B016	magnetic body cpl.		01 9 00L 093/3
B0161	brake disc cpl.		01 9 00L 017/1
B01601	brake lining		01 0 00L 022/1
B01002	pressure spring		23 00705 05550
B01003	spring plate cpl.		01 2 00L 018/2
B01004	pressure disc		01 0 00L 009/3

Version 1.1AK – 5.1AK – 230 V, 1 ph

Code	Description	Version	Order number
B01	brake – clutch - section	B1.1AK/01B	01 2 01B 400/1
		B2AK/01D	01 2 01D 400/3
		B3AK/01G	01 2 01G 400/0
		B5AK/01I	01 2 01I 400/3
		B5.1AK/01K	01 2 01K 400/0
B011	rotor cpl.	B1.1AK/01B	01 2 01A 042/1
		B2AK/01D, B3AK/01G	01 2 01D 042/1
		B5AK/01I, B5.1AK/01K	01 2 01I 042/1
B012	motor pinion shaft	B1.1AK/01B	01 0 00B 024/0
		B2AK/01D, B3AK/01G	01 0 00D 024/1
		B5AK/01I	01 0 00I 024/1
		B5.1AK/01K	01 0 00K 024/0
B013	motor cover cpl.	B1.1AK/01B	01 2 00A 003/2
		B2AK/01D, B3AK/01G, B5AK/01I, B5.1AK/01K	01 2 00D 003/4
B014	clutch disc cpl.	B1.1AK/01B	01 9 00A 014/0
		B2AK/01D, B3AK/01G, B5AK/01I, B5.1AK/01K	01 9 00D 014/1
B01401	clutch lining	B1.1AK/01B	01 0 00A 023/0
		B2AK/01D, B3AK/01G, B5AK/01I, B5.1AK/01K	01 0 00D 023/0
B016	magnetic body cpl.	B1.1AK/01B	01 9 00A 093/2
		B2AK/01D, B3AK/01G, B5AK/01I, B5.1AK/01K	01 2 00D 093/3
B0161	brake disc cpl.	B1.1AK/01B	01 2 00A 017/2
		B2AK/01D, B3AK/01G, B5AK/01I, B5.1AK/01K	01 2 00D 017/1
B01611	brake lining	B1.1AK/01B	01 0 00A 022/1
		B2AK/01D, B3AK/01G, B5AK/01I, B5.1AK/01K	01 0 00D 022/1
B01002	pressure spring	B1.1AK/01B	23 00306 03200
		B2AK/01D, B3AK/01G, B5AK/01I, B5.1AK/01K	23 00603 04500
B01003	spring plate cpl.	B1.1AK/01B	01 2 00A 018/2
		B2AK/01D, B3AK/01G, B5AK/01I, B5.1AK/01K	01 2 00D 018/3
B01004	pressure disc	B2AK/01D, B3AK/01G, B5AK/01I, B5.1AK/01K	01 0 00D 009/3

D – Sprocket wheel



Version 1

Code	Description	Version	Order number
D01	sprocket wheel cpl.	B1/00A	01 9 10A 026/0
		B1.1/00B, B1.3/00C, B1.3/51C	01 9 10B 026/0
D0101	shaft seal		64 10035 06210

Version 2

Code	Description	Version	Order number
D01	sprocket wheel cpl.		01 9 10D 026/0
D0101	shaft seal		64 10045 08010

Version 4 – 5.1

Code	Description	Version	Order number
D01	sprocket wheel cpl.	B4/00H, B5/00I	01 9 10H 026/1
		B4.1/00J, B4.2/00M, B5.1/00K	01 9 10J 026/1
		B5/50I	01 9 10D 026/0
D0101	shaft seal		64 10045 08010

Version 6 – 7.2

Code	Description	Version	Order number
D01	sprocket wheel cpl.	B6/00L, B6/51L, B7/00O	01 9 10L 026/0
		B6.1/00P, B7.1/00N, B7.2/00T	01 9 10P 026/0
D0101	shaft seal		64 10065 10010


Version 8

Code	Description	Version	Order number
D01	sprocket wheel cpl.		01 9 10R 026/0
D0101	shaft seal		64 10085 12010

Version 1.1AK – 5.1AK

Code	Description	Version	Order number
D01	sprocket wheel cpl.	B1.1AK/01B	01 9 10B 026/0
		B2AK/01D	01 9 10D 026/0
		B5AK/01I	01 9 10H 026/1
		B5.1AK/01K	01 9 10J 026/1
D0101	shaft seal	B1.1AK/01B	64 10035 06210
		B2AK/01D, B5AK/01I, B5.1AK/01K	64 10045 08010

E – Chain



Version 1

Code	Description	Version	Order number
E01	chain	4x12 mm	47 04012 00002

Version 2 – 3 and B5/50

Code	Description	Version	Order number
E01	chain	5x15 mm	47 05015 00002

Version 4 – 5.1, without B5/50

Code	Description	Version	Order number
E01	chain	7x22 mm	47 07022 00002

Version 6 – 7.2

Code	Description	Version	Order number
E01	chain	9x27 mm	47 09027 00002

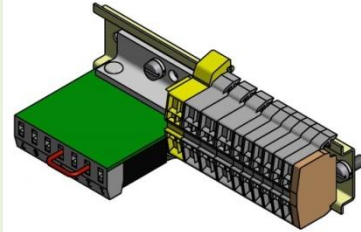
Version 8

Code	Description	Version	Order number
E01	chain	11x31 mm	47 11031 00003

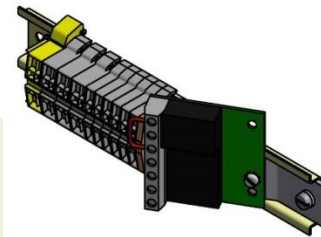
G – Direct control

Direct control cpl. 400 V, 3 ph

Code	Description	Version	Order number
G0101	direct control cpl.	B1, B1.1	10 2 00A 000/1

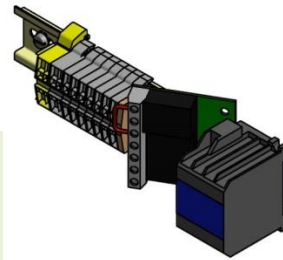


G0102	direct control cpl.	B2, B4	10 2 00D 000/1
--------------	---------------------	--------	----------------



		B6	10 2 00L 000/1
--	--	----	----------------

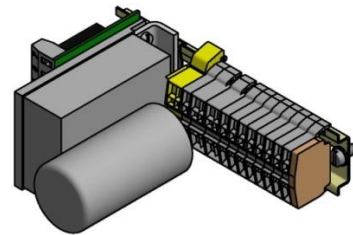
G0103	direct control cpl.	B5	10 2 00G 000/1
--------------	---------------------	----	----------------



		B7	10 2 00O 000/1
--	--	----	----------------

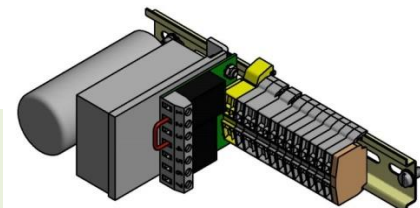
Direct control cpl. – 230 V, 1 ph

Code	Description	Version	Order number
G0201	direct control cpl.	B1.1AK/01B	10 2 01A 000/1



G0202	direct control cpl.	B2AK/01D	10 2 01D 000/1
--------------	---------------------	----------	----------------

		B5AK/01I, B5.1AK/01K	10 2 01I 000/1
--	--	-------------------------	----------------



Components

Code **Description**

G01001 rectifier



Version

Order number

20 00040 00040F

G01002 contactor relay for brake



K03M-10 400V

74 3DSL3 10400

G01003 current contactor

Type 1 – 115 turns

11 0 10D LC1/0

Type 2 – 455 turns

11 0 10A LC1/0

Type 3 – 66 turns

11 0 090 15 LC1/0

Type 4 – 197 turns

11 0 050 00 LC1/0

G01004 electronic starter 230V, 1ph~



74 40060 02220

G01005 capacitor 230V, 1ph~



B1.1AK/01B

20 00100 00020


B2AK/01D

20 00100 00060

B5AK/01I, B5.1AK/01K















































20 00100 00125

G01006 terminal block



11 9 050 50 500/0






Control pendant cpl.

Code	Description	Symbol / Function	Order number
G02	control pendant	 	81 B0100 00000
		  	81 B0100 000NH
		   	81 B0101 00000
		    	81 B0101 000NH
		   	81 B0102 00000
		    	81 B0102 000NH
		 	81 B0200 00000
		  	81 B0200 000NH
		   	81 B0201 00000
		    	81 B0201 000NH
		   	81 B0202 00000
		    	81 B0202 000NH

Control pendant / components



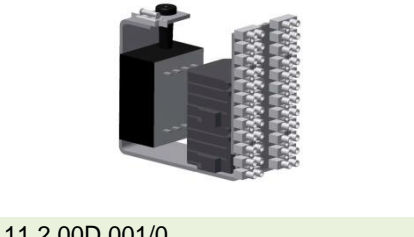



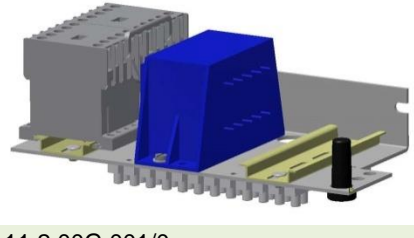

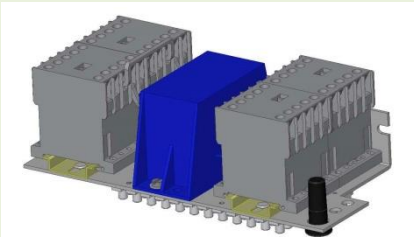



Code	Description		Symbol / Function	Order number
G0202	contactor blocks			81 XES0D 02201
				81 XES0D 01191
				81 XES0D 01291
				81 XAC0S 00499
G0203	emergency stop button			81 ZA2BS 00054
G0204	rubber spare parts for button 1-step function		white	81 XAC0B 09111
			black	81 XAC0B 09112
	rubber spare parts for button 2-step function		white	81 XAC0B 09211
			black	81 XAC0B 09212



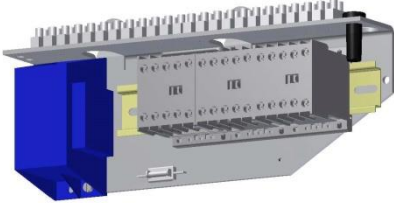





Control pendant / control cable

Code	Description	Symbol / Function	Version	Order number
G0201	control cable	 	7x1,5	45 0YMH0 07015
		  	7x1,5	45 0YMH0 07015
		   	8x1,5	45 0YMH0 08015
		    	8x1,5	45 0YMH0 08015
		   	12x1,5	45 0YMH0 12015
		    	12x1,5	45 0YMH0 12015
		 	7x1,5	45 0YMH0 07015
		  	7x1,5	45 0YMH0 07015
		   	10x1,5	45 0YMH0 10015
		    	10x1,5	45 0YMH0 10015
		   	12x1,5	45 0YMH0 12015
		    	12x1,5	45 0YMH0 12015

H – Low voltage control

Low voltage control cpl. 400 V / 24 V















































Code	Description	Version	Order numbers
H0101	low voltage control with emergency stop	B1, B1.1	11 2 00A 001/0 20 00040 00040F
			 
H0102	low voltage control without emergency stop	B1, B1.1	11 2 00A 001/0 O 20 00040 00040F
			 
H0103	low voltage control with emergency stop	B2, B4	11 2 00D 001/0 20 00040 00040F
			 
H0104	low voltage control without emergency stop	B2, B4	11 2 00D 001/0 O 20 00040 00040F
			 
H0105	low voltage control with emergency stop	B5	11 2 00G 001/0 20 00040 00040F
			 
H0106	low voltage control without emergency stop	B5	11 2 00G 001/0 O 20 00040 00040F
			 

Code	Description	Version	Order numbers	
H0107	low voltage control with emergency stop	B6, B8	11 2 00L 001/0	20 00040 00040F
				
H0108	low voltage control without emergency stop	B6, B8	11 2 00L 001/0 O	20 00040 00040F
				
H0109	low voltage control with emergency stop	B7	11 2 00O 001/0	20 00040 00040F
				
H0110	low voltage control without emergency stop	B7	11 2 00O 001/0 O	20 00040 00040F
				

Components

Code	Description	Version	Order number
H01001	rectifier		20 00040 00040F
H01002	contactor K1	B1, B1.1	74 3DSL3 01024UL
	contactor K2, K3		74 3DSL3 10024UL
	contactor K1	B2 – 8.2	74 3LC1K 91024
	contactor K2, K3	B2 – 8.2	74 3LC2K 91024
	contactor K4	B2 – 8.2	74 3LC1K 98024
H01003	transformer 230-400V/24V	B1, B1.1	88 00400 UI024
		B2 – 8.2	88 00400 EI024
H01004	terminal blocks		20 00000 00012
H01005	fuse holder primary		20 00060 00080
H01006	micro fuse	1,25 A	20 00060 00082
H01007	fuse holder secondary		20 00060 00081




























Control pendant cpl.

Code	Description	Symbol / Function	Order number
H02	control pendant	 	81 A0100 00000
		  	81 A0100 000NH
		   	81 A0101 00000
		    	81 A0101 000NH
		   	81 A0102 00000
		    	81 A0102 000NH
		 	81 A0200 00000
		  	81 A0200 000NH
		   	81 A0201 00000
		    	81 A0201 000NH
		   	81 A0202 00000
		    	81 A0202 000NH

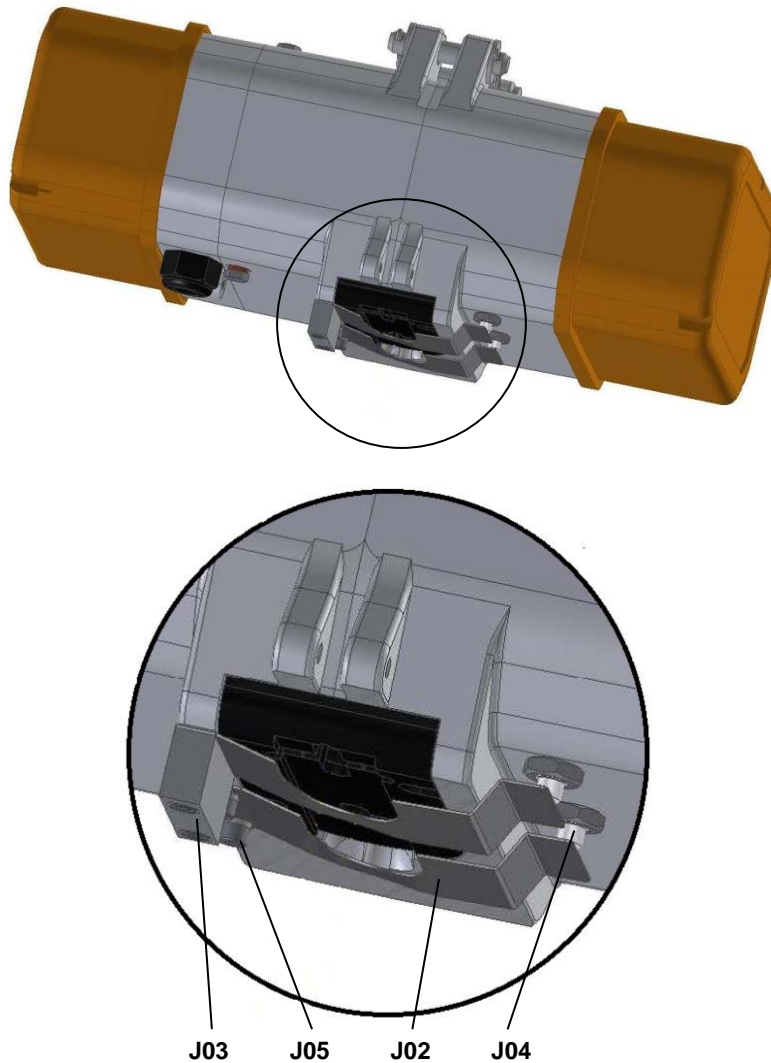
Control pendant / components

Code	Description		Symbol / Function	Order number
H0202	contactor blocks			81 ZB2BE 00101
				81 ZB2BE 00201
				81 XEN0G 01191
				81 ZB2BE 00102
H0203	emergency stop button			81 ZA2BS 00834
H0204	rubber spare parts for button		white	81 XAC0A 09411
			black	81 XAC0A 09412

Control pendant / control cable

Code	Description	Symbol / Function	Version	Order number
H0201	control cable	 	4G1,5	45 0H070 04G15
		  	5G1,5	45 0H070 05G15
		   	7G1,5	45 0YMH0 07G15
		    	7G1,5	45 0YMH0 07G15
		   	7G1,5	45 0YMH0 07G15
		    	12G1,5	45 0H070 12G15
		 	5G1,5	45 0H070 05G15
		  	7G1,5	45 0YMH0 07G15
		   	7G1,5	
		    	12G1,5	45 0H070 12G15
		   	12G1,5	45 0H070 12G15
		    	12G1,5	45 0H070 12G15

J – Electric limit switch



Code	Description	Version	Order number
J01	electric limit switch - section	B1	46 2 00A 000/0
		B2 – 5.1	46 2 00D 000/0
		B6 – 7.2	46 2 00L 000/0
		B8	46 2 00R 000/0
J02	limit switch plate	B1	46 0 00A 002/0
		B2 – 5.1	46 0 00D 002/0
		B6 – 7.2	46 0 00L 002/0
		B8	46 0 00R 002/0
J03	stop rail	B1	46 0 00A 003/0
		B2 – 5.1	46 0 00D 003/0
		B6 – 7.2	46 0 00L 003/0
		B8	46 0 00R 003/0
J04	electric limit switch cpl.		20 50200 00SE0
J05	fastening elements	B1 – 5.1	46 3 00A 218/0
		B6 - 8	46 3 00L 218/0

M – Suspension eyes

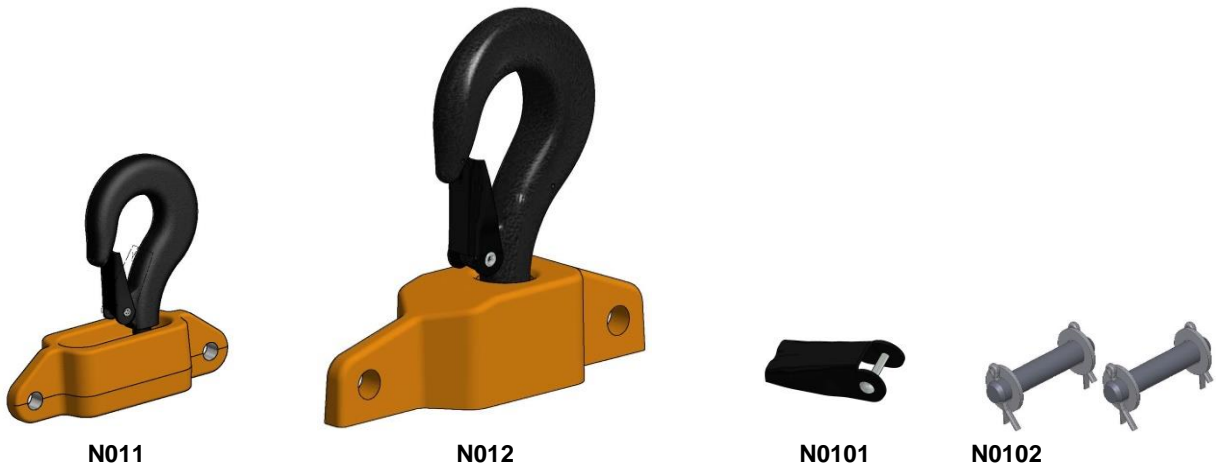
M01

M02

M03

Code	Description	Version		Order number
M01	single hole suspension eye	B1/00A – B1.1/00B	500 kg	55 0 00A 003/0
		B2/00D – B2AK/01D	500 kg	55 0 00D 004/0
		B4/00H, B5/00I, B5/50I, B5.1/00K, B5AK/01I	1000 kg	55 0 00H 004/0
		B4.1/00J, B4.2/00M, B5.1/00K, B5.1AK/01K	2000 kg	55 0 00J 004/0
		B6/00L, B6/51L, B7/00O, B7.2/00T	2000 kg	55 0 00L 004/0
		B6.1/00P, B7.1/00N	3200 kg	55 0 00P 004/0
		B8.1/00R, B8.2/50U	6300 kg	55 0 00R 003/0
		M02	two bore hole suspension eye	B1/00A – B1.1/00B
				S2 55 0 00A 002/1
B2/00D – B2AK/01D	500 kg			N1/S1 55 0 00D 001/1
				S2 55 0 00D 002/1
B4/00H, B5/00I, B5/50I, B5.1/00K, B5AK/01I	1000 kg			N1 55 0 00H 001/1
				S1 55 0 00H 002/1
				S2 55 0 00H 003/1
B4.1/00J, B4.2/00M, B5.1/00K, B5.1AK/01K	2000 kg			N1 55 0 00J 001/1
				S1 55 0 00J 002/1
				S2 55 0 00J 003/1
B6/00L, B6/51L, B7/00O, B7.2/00T	2000 kg			N1 55 0 00L 001/1
				S1 55 0 00L 002/1
				S2 55 0 00L 003/1
B6.1/00P, B7.1/00N	3200 kg			N1 55 0 00P 001/1
				S1 55 0 00P 002/1
				S2 55 0 00P 003/1
B8.1/00R, B8.2/50U	6300 kg	N1/S1 55 0 00R 001/1		
		S2 55 0 00R 002/1		
M03	set of bolts	B1/00A – B1.1/00B		01 3 00A 210/0
		B2/00D – B2AK/01D		01 3 00D 210/0
		B4/00H - B5.1AK/01K		01 3 00H 210/0
		B6/00L - B7.2/00T		01 3 00L 210/0
		B8.1/00R – B8.2/50U		01 3 00R 210/0

N – Hook suspension

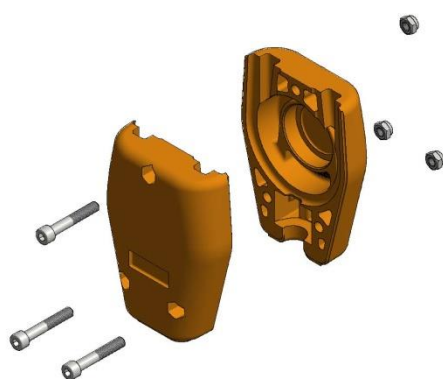


Code	Description	Version	Order number
N011	hook suspension	B1/00A – B1.1/00B	56 2 00B 000/0
		B2/00D – B2AK/01D	56 2 00D 000/0
		B4/00H - B5.1AK/01K	56 2 00H 000/2
N012	hook suspension	B6/00L - B7.2/00T	56 2 00P 000/0
		B8.1/00R – B8.2/50U	56 2 00R 000/0
		B1/00A – B2AK/01D	20 2 00B 003/0
N0101	safety latch cpl.	B4/00H - B5.1AK/01K	20 2 00J 003/1
		B6/00L - B7.2/00T	20 2 00P 003/0
		B8.1/00R – B8.2/50U	20 3 00X 200/0
N0102	set of bolt	B1/00A – B1.1/00B	56 3 00A 211/0
		B2/00D – B2AK/01D	56 3 00D 211/0
		B4/00H - B5.1AK/01K	56 3 00H 211/0
		B6/00L - B7.2/00T	56 3 00L 211/0
		B8.1/00R – B8.2/50U	56 2 00R 010/0

O – Hook block



O01



O0101



O0102



O0103



O0104

Code	Description	Version	Order number	
O01	hook block cpl.	4x12	20 2 00B 000/0	
		5x15	20 2 00D 000/0	
		7x22	20 2 00J 000/0	
		9x27	2000 kg	20 2 00L 000/0
			3200 kg	20 2 00P 000/0
			11x31	20 2 00R 000/0
O0101	casing of the hook block cpl.	4x12	20 2 00B 001/1	
		5x15	20 2 00D 001/1	
		7x22	20 2 00J 001/1	
		9x27	2000 kg	20 2 00L 001/0
			3200 kg	20 2 00P 001/0
			11x31	20 2 00R 001/0
O0102	sprocket wheel	4x12	20 2 00B 005/1	
		5x15	20 2 00D 005/1	
		7x22	20 2 00J 005/0	
		9x27	2000 kg	20 2 00L 005/0
			3200 kg	20 2 00P 005/0
			11x31	20 2 00R 005/0
O0103	rubber buffer	4x12	35 00020 00400	
		5x15	35 00020 00500	
		7x22	35 00020 00700	
		9x27	2000 kg	35 00020 00920
			3200 kg - from 05/12	35 S0020 00901
			3200 kg - to 05/12	35 S0020 00900
	11x31	35 00020 01100		
O0104	safety latch cpl.	4x12, 5x15	20 2 00B 003/0	
		7x22	20 2 00J 003/1	
		9x27	20 2 00P 003/0	
		11x31	20 9 110 50 003/1	

P – Hook tackle

Chain 4x12 / 5x15



P01



P0101



P0102

Code	Description	Version	Order number
P01	hook tackle cpl.	4x12	15 2 020 50 000/0
		5,2x15	15 2 030 50 000/0
P0101	rubber buffer		35 S0015 00300
P0102	safety latch cpl.		15 9 020 50 003/0

Chain 7x22



P01



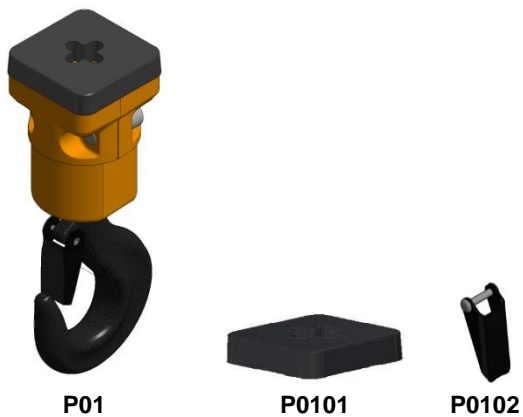
P0101



P0102

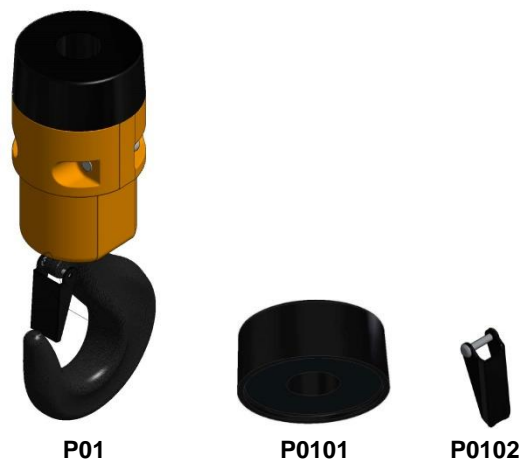
Code	Description	Version	Order number
P01	hook tackle cpl.	7x22	15 2 070 50 000/3
P0101	rubber buffer		35 00015 00700
P0102	safety latch cpl.		20 9 020 50 003/0

Chain 9x27



Code	Description	Version	Order number
P01	hook tackle cpl.	9x27	15 2 090 50 000/1
P0101	rubber buffer		35 S0015 00901
P0102	safety latch cpl.		20 9 070 50 003/1

Chain 11x31



Code	Description	Version	Order number
P01	hook tackle cpl.	11x31	15 2 110 50 000/0
P0101	rubber buffer		35 00015 01100
P0102	safety latch cpl.		20 9 090 50 003/0

Q – Lift limiter

Chain 4x12 / 5x15



Q01



Q0101

Code	Description	Version	Order number
Q01	lift limiter cpl.	4x12	03 2 020 50 010/1
		5x15	03 2 030 50 010/1
Q0101	rubber buffer		35 S001 00300

Chain 7x22



Q01



Q0101

Code	Description	Version	Order number
Q01	lift limiter cpl.	7x22	03 2 070 50 010/0
Q0101	rubber buffer		35 S0001 00700

Chain 9x27



Q01



Q0101

Code	Description	Version	Order number
Q01	lift limiter cpl.	9x27	03 2 090 50 010/0
Q0101	rubber buffer		35 S0015 00901

Chain 11x31



Q01



Q0101

Code	Description	Version	Order number
Q01	lift limiter cpl.	11x31	03 2 110 50 010/1
Q0101	rubber buffer		35 S0015 0901

R – Chain box



R01



R02



R0101

Code	Description	Version	chain/meter		Order number
R01	chain box plastic	B2 – 5.1	5/8	7/5	30 2 08D 000/1
			5/10	7/8	30 2 10D 000/1
R02	chain box canvas	B1, B1.1	4/10		30 2 10A 000/0
					30 2 20A 000/0
					30 2 30A 000/0
					30 2 40A 000/0
					30 2 50A 000/0
					30 2 10D 000/0
					30 2 20D 000/0
					30 2 30D 000/1
					30 2 40D 000/0
				30 2 50D 000/0	
				30 2 60D 000/0	
				30 2 70D 000/0	
				30 2 80D 000/0	
				30 2 10H 000/0	
				30 2 20H 000/0	
				30 2 30H 000/0	
				30 2 10L 000/0	
				30 2 20L 000/0	
				30 2 30L 000/0	
		30 2 40R 000/0			
		30 2 50R 000/0			
		30 2 60R 000/0			
		30 2 70R 000/0			
		30 2 10L 000/0			
		30 2 20L 000/0			
		30 2 30L 000/0			
		30 2 40R 000/0			
		30 2 50R 000/0			
		30 2 60R 000/0			
		30 2 70R 000/0			
R0101	fastening set	B1, 1.1			01 9 00A 207/0
		B2 – 5.1			01 9 00D 207/0
		B6 – 8.2			01 9 00L 207/0

Chain box “Flip Bag”



R03



R0301



R0302

Version 1

Code	Description	Version Chain/Meter	Order number complete (R03)	Order number single (R0301)
R03 /	chain box “Flip Bag”	4/7	30 2 00A 200/0	30 2 120 200/0
R0301		4/10	30 2 00A 250/0	30 2 120 250/0
		4/20	30 2 00A 350/0	30 2 120 350/0
		4/30	30 2 00A 380/0	30 2 120 380/0
		4/40	30 2 00A 480/0	30 2 120 480/0
		4/50	30 2 00A 560/0	30 2 120 560/0
		4/80	30 2 00A 670/0	30 2 120 670/0
		4/100	30 2 00A 770/0	30 2 120 770/0
R0302	set of fastening			30 2 00A 002/0

Version 2 – 5.1

Code	Description	Version Chain/Meter	Order number complete (R03)	Order number single (R0301)	
R03 /	chain box “Flip Bag”	5/8 7/5	30 2 11D 230/0	30 2 160 230/0	
R0301		5/18 7/8	30 2 11D 300/0	30 2 160 300/0	
		5/25 7/18	30 2 11D 400/0	30 2 160 400/0	
		5/40 7/24	30 2 11D 500/0	30 2 160 500/0	
		5/60 7/30	30 2 11D 600/0	30 2 160 600/0	
		5/75 7/40	30 2 11D 650/0	30 2 160 650/0	
		5/100 7/50	30 2 11D 700/0	30 2 160 700/0	
			7/60	30 2 11D 800/0	30 2 160 800/0
			7/70	30 2 11D 900/0	30 2 160 900/0
R0302	set of fastening			30 2 11D 002/0	

Version 6 – 7.2

Code	Description	Version		Order number complete (R03)	Order number single (R0301)
		Chain/Meter			
R03 / R0301	chain box "Flip Bag"	9/10		30 2 00P 350/0	30 2 230 350/0
		9/18		30 2 00P 400/0	30 2 230 400/0
		9/30		30 2 00P 500/0	30 2 230 500/0
		9/40		30 2 00P 600/0	30 2 230 600/0
R0302	set of fastening				30 2 00P 002/0


Version 8

Code	Description	Version		Order number complete (R03)	Order number single (R0301)
		Chain/Meter			
R03 / R0301	chain box "Flip Bag"	11/6		30 2 00R 350/0	30 2 230 350/0
		11/12		30 2 00R 400/0	30 2 230 400/0
		11/20		30 2 00R 500/0	30 2 230 500/0
		11/25		30 2 00R 600/0	30 2 230 600/0
		11/30		30 2 00R 700/0	30 2 230 700/0
R0302	set of fastening				30 2 00R 002/0

Version 2 – 5.1 for hook suspension

Code	Description	Version		Order number complete (R03)	Order number single (R0301)
		Chain/Meter			
R03 / R0301	chain box "Flip Bag"	5/8	7/5	30 2 56D 230/0	30 2 160 230/0
		5/18	7/8	30 2 56D 300/0	30 2 160 300/0
		5/25	7/18	30 2 56D 400/0	30 2 160 400/0
		5/40	7/24	30 2 56D 500/0	30 2 160 500/0
		5/60	7/30	30 2 56D 600/0	30 2 160 600/0
		5/75	7/40	30 2 56D 650/0	30 2 160 650/0
		5/100	7/50	30 2 56D 700/0	30 2 160 700/0
			7/60	30 2 56D 800/0	30 2 160 800/0
			7/70	30 2 56D 900/0	30 2 160 900/0
R0302	set of fastening				30 2 56D 002/0

U – Push trolley



U0101



U0102



U0103

to 500 kg

Code	Description	Version	Order number
U0101	side plate cpl.		35 9 00A 001/1
U0102	wheel cpl.		35 9 00A 010/1
U0103	set suspension bolt	N (50-106 mm)	35 9 00A 014/1
		S1 (110-200 mm)	35 9 00A 014.1/1
		S2 (210-300 mm)	35 9 00A 014.2/1

to 1000 kg

Code	Description	Version	Order number
U0101	side plate cpl.		35 9 00H 001/1
U0102	wheel cpl.		35 9 00A 010/1
U0103	set suspension bolt	N (66-135 mm)	35 9 00H 014/1
		S1 (137-215 mm)	35 9 00H 014.1/1
		S2 (220-300 mm)	35 9 00H 014.2/1

to 2000 kg

Code	Description	Version	Order number
U0101	side plate cpl.		35 9 00J 001/1
U0102	wheel cpl.		35 9 00A 010/1
U0103	set suspension bolt	N (66-135 mm)	35 9 00J 014/1
		S1 (137-215 mm)	35 9 00J 014.1/1
		S2 (220-300 mm)	35 9 00J 014.2/1

to 2000 kg

Code	Description	Version	Order number
U0101	side plate cpl.		35 9 00L 001/1
U0102	wheel cpl.		35 9 00L 010/1
U0103	set suspension bolt	N (82-155 mm)	35 9 00L 014/1
		S1 (137-215 mm)	35 9 00L 014.1/1
		S2 (220-300 mm)	35 9 00L 014.2/1

to 3200 kg

Code	Description	Version	Order number
U0101	side plate cpl.		35 9 00P 001/1
U0102	wheel cpl.		35 9 00L 010/1
U0103	set suspension bolt	N (82-155 mm)	35 9 00P 014/1
		S1 (137-215 mm)	35 9 00P 014.1/1
		S2 (220-300 mm)	35 9 00P 014.2/1


to 1000 kg

Code	Description	Version	Order number
U0201	side plate cpl.		33 9 00H 001/0
U0202	wheel cpl.		35 9 00A 010/1
U0203	suspension bolt	N (50-106 mm)	33 9 00H 014/1
		S1 (110-200 mm)	33 9 00H 014.1/1
		S2 (210-300 mm)	33 9 00H 014.2/1

to 2000 kg

Code	Description	Version	Order number
U0201	side plate cpl.		33 9 00J 001/0
U0202	wheel cpl.		35 9 00A 010/1
U0203	suspension bolt	N (66-135 mm)	33 9 00J 014/1
		S1 (137-215 mm)	33 9 00J 014.1/1
		S2 (220-300 mm)	33 9 00J 014.2/1


to 3200 kg

Code	Description	Version	Order number
U0201	side plate cpl.		33 9 00L 001/0
U0202	wheel cpl.		35 9 00L 010/1
U0203	suspension bolt	N (66-135 mm)	33 9 00L 014/1
		S1 (137-215 mm)	33 9 00L 014.1/1
		S2 (220-300 mm)	33 9 00L 014.2/1

to 5000 kg


Code	Description	Version	Order number
U0201	side plate cpl.		33 9 00R 001/0
U0202	wheel cpl.		35 9 00R 010/1
U0203	suspension bolt	N (82-155 mm)	33 9 00R 014/1
		S1 (137-215 mm)	33 9 00R 014.1/1
		S2 (220-300 mm)	33 9 00R 014.2/1

V – Electric trolley



Components

Code	Description	Version	Order number
V01051	rectifier	one traveling speed	20 00040 00051
		two traveling speeds	20 00040 000E2
V0106	low voltage control trolley	one traveling speed	41 2 00A 000/0
		two traveling speeds	41 2 00G 000/0
V01061	contactor K5 / K6		74 3LC2K 91024
	contactor K7	sec. traveling speed	74 3LC1K 98024


V0105

V0101

V0102

V0103

V0104
to 500 kg

Code	Description	Version	Order number
V0101	motor side plate cpl.	one traveling speed	39 9 00A 006/1
		two traveling speeds	39 9 00A 020/1
V0102	side plate cpl.		35 9 00A 001/1
V0103	wheel cpl.	geared / driven	39 9 00A 011/1
		ungeared / undriven	35 9 00A 010/1
V0104	set suspension bolt	N (50-106 mm)	35 9 00A 014/1
		S1 (110-200 mm)	35 9 00A 014.1/1
		S2 (210-300 mm)	35 9 00A 014.2/1
V0105	travel motor cpl.	16 m/min	43 9 00A 000/0
		25 m/min	43 9 01A 000/0
		5+20 m/min	43 9 05020 A 000/0

to 1000 kg

Code	Description	Version	Order number
V0101	motor side plate cpl.	one traveling speed	39 9 00H 006/1
		two traveling speeds	39 9 00H 020/1
V0102	side plate cpl.		35 9 00H 001/1
V0103	wheel cpl.	geared / driven	39 9 00H 011/1
		ungeared / undriven	35 9 00A 010/1
V0104	set suspension bolt	N (66-125 mm)	35 9 00H 014/1
		S1 (137-215 mm)	35 9 00H 014.1/1
		S2 (220-300 mm)	35 9 00H 014.2/1
V0105	travel motor cpl.	16 m/min	43 9 00A 000/0
		25 m/min	43 9 01A 000/0
		5+20 m/min	43 9 05020 A 000/0

to 2000 kg

Code	Description	Version	Order number
V0101	motor side plate cpl.	one traveling speed	39 9 00J 006/1
		two traveling speeds	39 9 00J 020/1
V0102	side plate cpl.		35 9 00J 001/1
V0103	wheel cpl.	geared / driven	39 9 00H 011/1
		ungeared / undriven	35 9 00A 010/1
V0104	set suspension bolt	N (66-125 mm)	35 9 00J 014/1
		S1 (137-215 mm)	35 9 00J 014.1/1
		S2 (220-300 mm)	35 9 00J 014.2/1
V0105	travel motor cpl.	16 m/min	43 9 00A 000/0
		25 m/min	43 9 01A 000/0
		5+20 m/min	43 9 05020 A 000/0

to 2000 kg

Code	Description	Version	Order number
V0101	motor side plate cpl.	one traveling speed	39 9 00L 006/1
		two traveling speeds	39 9 00L 020/1
V0102	side plate cpl.		35 9 00L 001/1
V0103	wheel cpl.	geared / driven	39 9 00L 011/1
		ungeared / undriven	35 9 00L 010/1
V0104	set suspension bolt	N (82-155 mm)	35 9 00L 014/1
		S1 (137-215 mm)	35 9 00L 014.1/1
		S2 (220-300 mm)	35 9 00L 014.2/1
V0105	travel motor cpl.	16 m/min	43 9 00A 000/0
		25 m/min	43 9 01A 000/0
		5+20 m/min	43 9 05020 L 000/0

to 3200 kg

Code	Description	Version	Order number
V0101	motor side plate cpl.	one traveling speed	39 9 00P 006/1
		two traveling speeds	39 9 00P 020/1
V0102	side plate cpl.		35 9 00P 001/1
V0103	wheel cpl.	geared / driven	39 9 00L 011/1
		ungeared / undriven	35 9 00L 010/1
V0104	set suspension bolt	N (82-155 mm)	35 9 00P 014/1
		S1 (137-215 mm)	35 9 00P 014.1/1
		S2 (220-300 mm)	35 9 00P 014.2/1
V0105	travel motor cpl.	16 m/min	43 9 00A 000/0
		25 m/min	43 9 01A 000/0
		5+20 m/min	43 9 05020 L 000/0

to 5000 kg

Code	Description	Version	Order number
V0101	motor side plate cpl.	two traveling speeds	39 9 00R 020/1
V0102	side plate cpl.		35 9 00R 001/1
V0103	wheel cpl.	geared / driven	39 9 00R 011/1
		ungeared / undriven	35 9 00R 010/1
V0104	set suspension bolt	N (90-155 mm)	35 9 00R 014/1
		S1 (160-226 mm)	35 9 00R 014.1/1
		S2 (240-310 mm)	35 9 00R 014.2/1
V0105	travel motor cpl.	5+20 m/min	43 9 05020 R 000/0

Enquiry form spare parts

Customer-No. _____
 Address: _____

 Telephone: _____
 Telefax: _____
 E-Mail: _____

HOFFMANN Fördertechnik GmbH Wurzen
 Dresdener Straße 64-68
 04808 Wurzen / Germany
 Telephone: +49-3425-89 25-0
 Telefax: +49-3425-89 24-99
 E-Mail: sales@liftket.de
 Internet: www.liftket.com

Electric chain hoist Type _____ Voltage: _____ V _____ Hz _____ ph
 Serial-No. _____ Control: _____ V

Code	Description	Version	Order-number	Piece / Meter

_____ Place / Date

_____ Signature

_____ Stamp

HOFFMANN Fördertechnik GmbH Wurzen

Dresdener Straße 64-68 • 04808 Wurzen • Germany

Telephone: +49-3425-89 24-0 • Telefax: +49-3425-89 24-99 • E-Mail: sales@liftket.de • Internet: <http://www.liftket.com>